

# KIDZ ROCK ONLINE

JUNE 28

# MISSION CONTROL



follow the flight plan

AT HOME ACTIVITIES



## **TODAY'S HOPE IN THE FAMILY ACTIVITIES**

**HEY FAMILIES!**

**In today's Bible story, we learnt about trusting and obeying even when we think we are right. How can you apply that in your life this week?**

**PRAY TOGETHER**

**"Heavenly Father, thank You for each kid here today. They are so special to You. I know that You already know what's written on each of these cards. You know all our worries, and You ask us to talk to You about them. Help us to trust and obey and follow You even when we don't know how things will turn out. Amen."**

The way we show our love is to obey God's commands. He commands you to lead a life of love. That's what you have heard from the beginning.

▶ **2 JOHN 6, NIRV**



## ACTIVITY 1: STAR SEARCH

### WHAT YOU NEED

Bible marked at Genesis 12, “Story Stars” Activity Page, blindfolds, obstacle course objects

### WHAT YOU DO

- Tell kids that you’re going to lead them through an obstacle course to collect stars. The catch: they’ll each be blindfolded!
- \* Set up an obstacle course. Make the course challenging, yet safe.
- \* Place the “Story Stars” along the course—on the floor, a chair, a wall, etc.
- \* Guide the child to put their hands on your waist.
- \* Carefully lead kids through the course. Stop the “train” at each star and coach kids to retrieve them.
- \* When you reach the end of the course, invite kids to remove their blindfolds. Review your journey and celebrate your victory!

### WHAT YOU SAY

““The thing to remember today is this: trust and obey even when you think your way is better. Trust and obey your leaders, and trust and obey God.”

## STAR SEARCH

### WHAT YOU SAY

“God told Abram to go to a place he had never been before. How would you feel if you were Abram?”

ABRAHAM



# STAR SEARCH

## WHAT YOU SAY

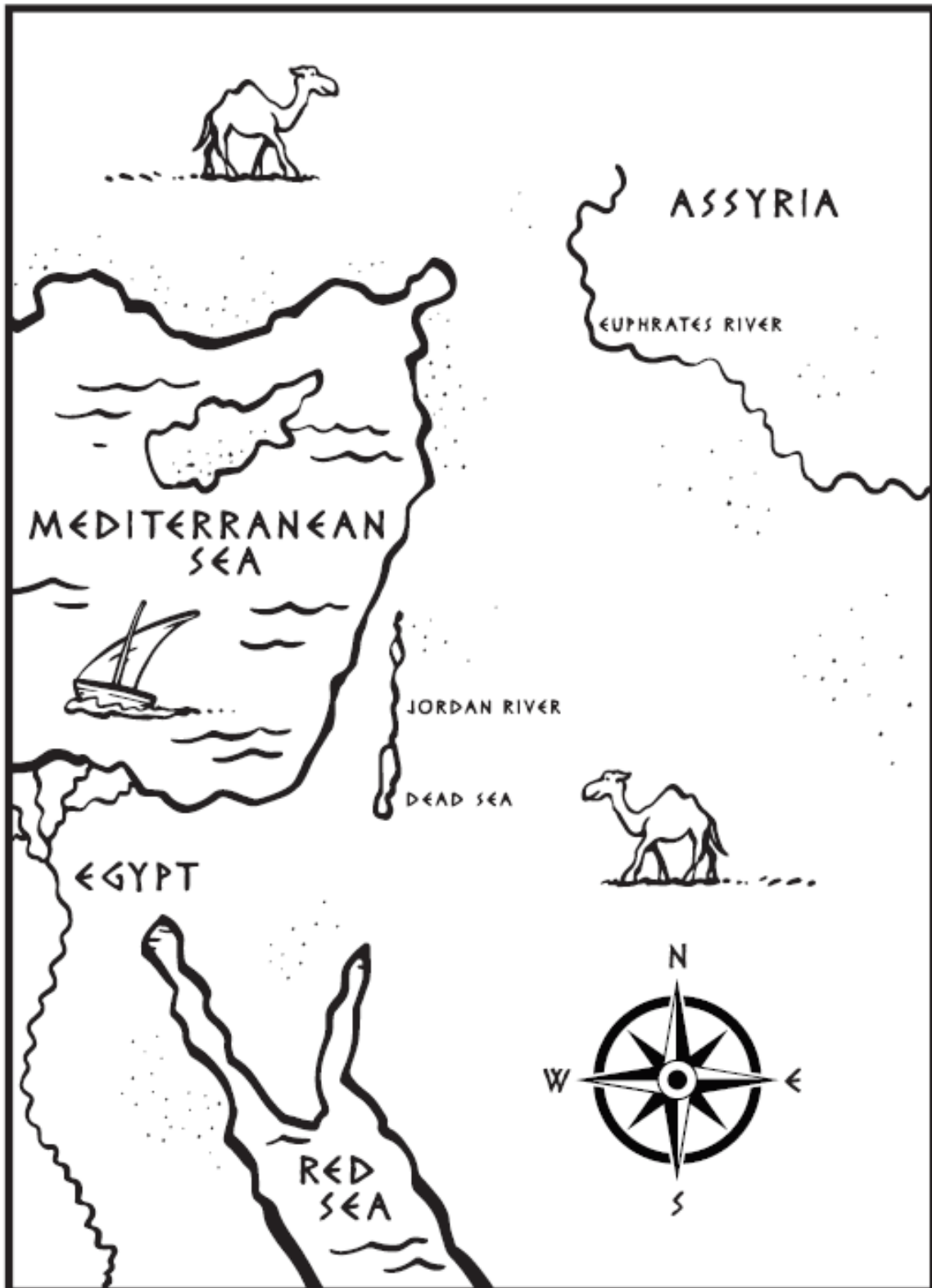
“What did God promise Abram? (Invite the child to open the Bible and read Genesis 12:2-3.) Did Abram know HOW God would keep His promise?” (no)



# STAR SEARCH

## WHAT YOU SAY

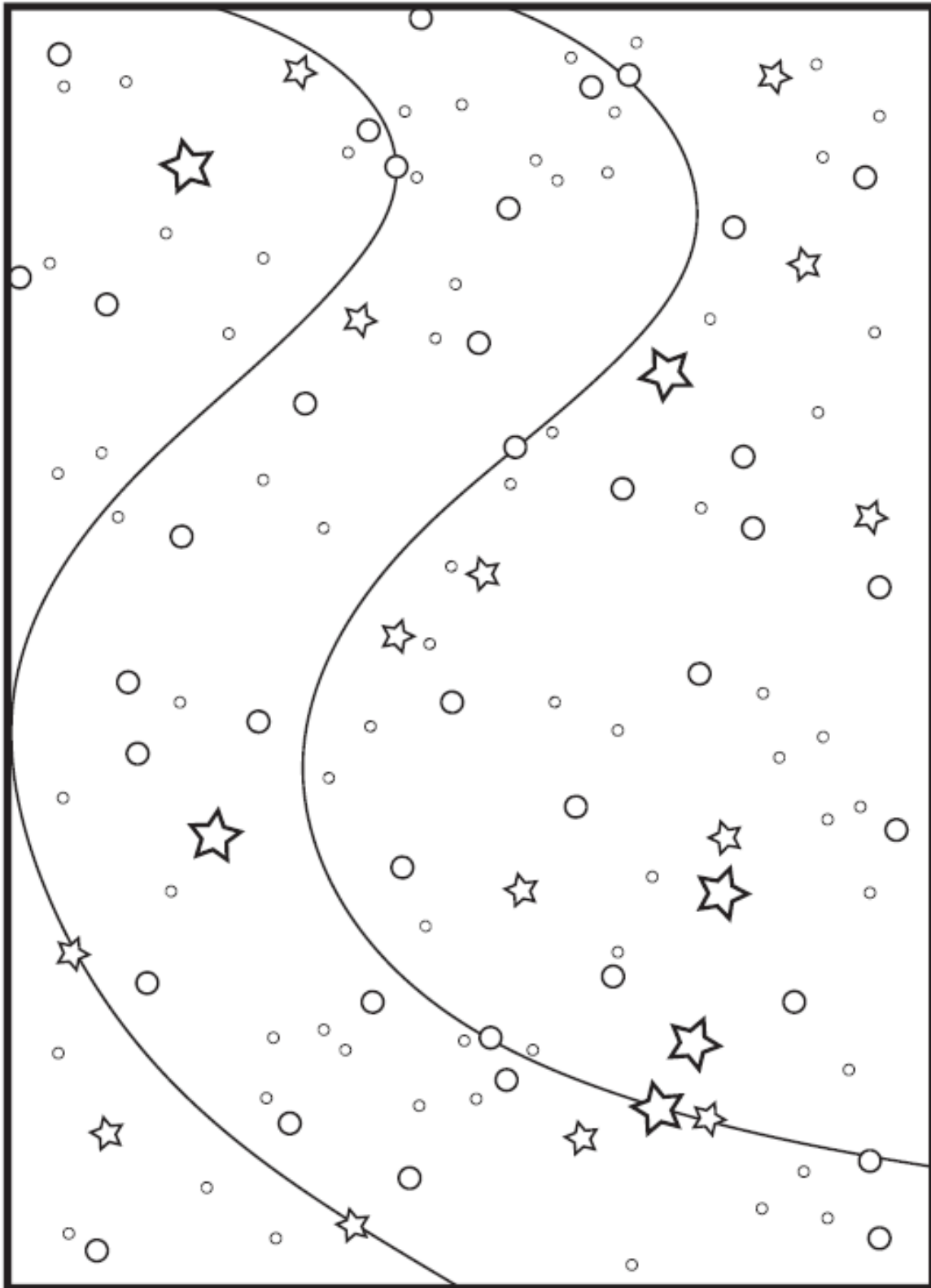
“How do you think Abram felt when he traveled to the place God told him to go?” (scared, excited, happy)



# STAR SEARCH

## WHAT YOU SAY


“Once again, God promised Abram a son and more grandchildren and great-grandchildren and great-great-great-great-great-grandchildren than all the stars in the sky!”



# STAR SEARCH

## WHAT YOU SAY

“Abraham and Sarah had a son. They named him Isaac. God kept his promise to Abraham!”






# STAR SEARCH

## WHAT YOU SAY

“Abraham and Sarah had a son. They named him Isaac. God kept his promise to Abraham!”





## ACTIVITY 2: STICK TO IT VERSE

### WHAT YOU NEED

Flat bedsheet or tablecloth, “Memory Verse Phrases” Activity Page, tape

### WHAT YOU DO

- Look up 2 John 6 and review as a group.
- Fold the bedsheet in half lengthwise and then in half again. Lay the folded sheet out on the floor of your small group area.
- Hand out a “Memory Verse Phrases” card.
- Give each child a piece of tape to roll and stick on the back.
- Talk about how astronauts have to use things like Velcro to tape things down so that they won’t float around in the space shuttle.
- Encourage the children to work together to put the “Memory Verse Phrases” in order by sticking them in a line along the bedsheet so they stay in place.

### WHAT YOU SAY

“I loved learning this verse with you this month. It’s a great reminder that we show God just how much we love Him when we trust and obey Him. He is worthy of our obedience because He made us, He loves us and He sent Jesus to save us.”

## MEMORY VERSE PHRASES

**THE WAY**

**WE SHOW**

**OUR LOVE**

**IS TO OBEY**

**GOD'S COMMANDS.**

**HE COMMANDS**

**YOU**

**TO LEAD**

**A LIFE**

**OF LOVE.**

**THAT'S WHAT**

**YOU HAVE**

**HEARD**

**FROM THE**

**BEGINNING.**

**2 JOHN 6, NIRV**