

# KIDZ ROCK PRESCHOOL HOME ACTIVITY

APRIL 11

## Memory Verse:

"How wide and long and high  
and deep is the love of Christ."  
EPHESIANS 3:18, NIV



## Fly a Kite

**Bottom Line:**  
Jesus wants to be my  
friend forever.

## HEY FAMILIES,

Today's Bible story was about how Jesus made breakfast for His friends, the disciples, on the beach. Jesus wanted His friends to know that He is alive and wants to be their friend forever. Jesus loves all of His friends, more than we can even imagine!

## PRAY TOGETHER!

"Dear God, thank You for giving us Jesus. He is the best friend ever. Thank You for the Bible and all of the true stories that teach us how great a friend Jesus is. We love how Jesus made fish and bread for breakfast for His friends. I pray each child here today will follow Jesus so He can be their friend forever, too. We love You, God. In Jesus' name, amen."

# ACTIVITY 1: FISH PUZZLES

**What You Need:** : “Fish Puzzles” Activity Pages; cardstock; crayons, zip-top bags, and scissors;

## **What You Do:**


Copy “Fish Puzzles” on cardstock and cut apart. Place the pieces for each puzzle in a zip-top bag. Set the bags of puzzle pieces or real fish puzzles on the floor of your activity area. Encourage the children to remove the puzzle pieces and colour them. Once they have coloured it, help them assemble the puzzle.

**AFTER THE ACTIVITY:** Have the children collect the pieces to return them to the zip-top bags or puzzle boxes/ containers for clean-up.

## **What You Say:**

““Great job! It’s fun to work puzzles! Let’s say our memory verse together. ‘How wide and long and high and deep is the love of Christ.’ Ephesians 3:18. Say it again. ‘How wide and long and high and deep is the love of Christ.’ Ephesians 3:18. Jesus loves you, and He wants to be your friend forever! Who wants to be your friend forever? Jesus wants to be my friend forever.”

# FISH PUZZLES (1/3)

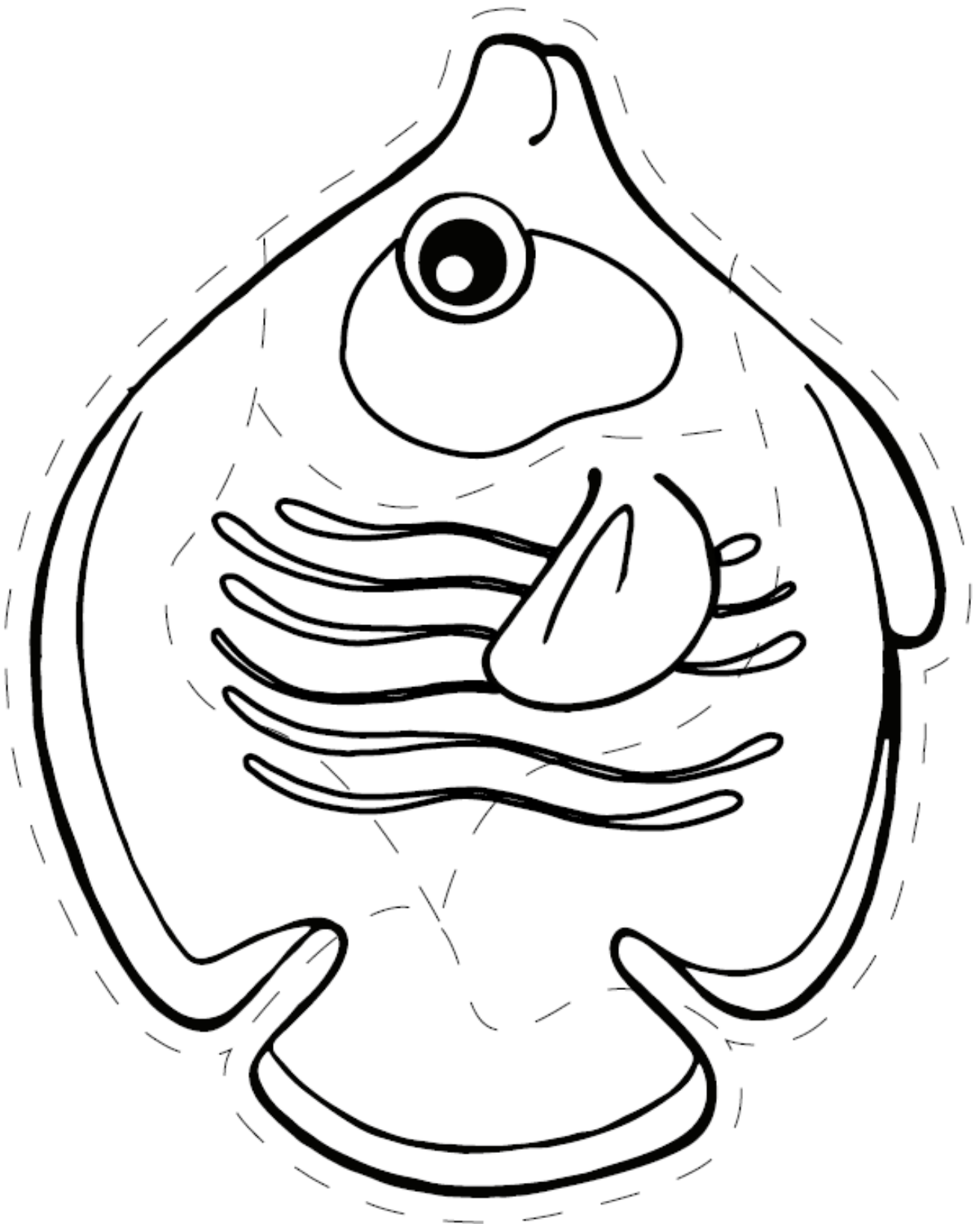


# FISH PUZZLES (2/3)





# FISH PUZZLES (3/3)



## ACTIVITY 2: KITE TRACING

**What You Need:** : “Kite Tracing Templates” Activity Pages, cardstock, and crayons

**What You Do:**

Copy the “Kite Tracing Templates” on cardstock,. Instruct the children to sit down at the tables and pick their crayons. Point out the dotted lines for the children to trace with the crayons. They may also color their kites. Use the dialogue below to talk about how wide, long, high, and deep God’s love is for us as you review the verse on the page.

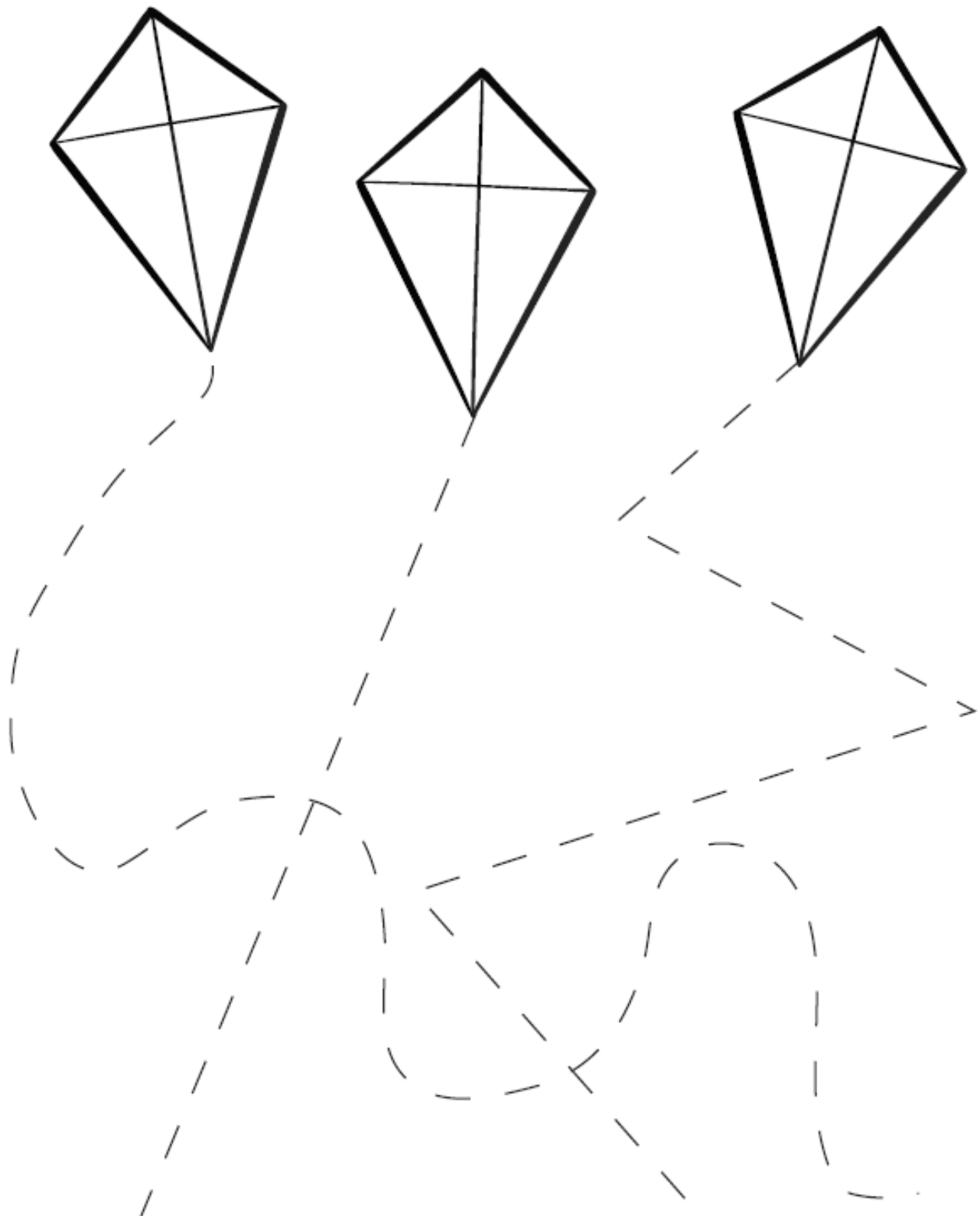
**What You Say:**

“Come have a seat. What do you see on the page in front of you? Can you tell what it is by the dotted lines? (Pause.) Yes, it’s a kite tail. Let’s trace the dotted lines, and you can color the kite, too.”

**DURING THE ACTIVITY:** “Have you traced the tails, yet? Some of these tails are SO long. It reminds me of our verse written on the page. It says, ‘How wide and long and high and deep is the love of Christ.’ Ephesians 3:18.”

**AFTER THE ACTIVITY:** “Jesus’ love for you is higher and wider and longer and deeper than you could ever imagine. Jesus LOVES you and wants to be your friend, forever. Who wants to be your friend forever? Jesus wants to be my friend forever.”

# KITE TRACING TEMPLATE



**"How wide and long and high and deep is the love of Christ."**  
*Ephesians 3:18, NIV*



# APRIL 2021

## Memory Verse Motions



"How wide



and long



and high



and deep



is the love



of Christ."



Ephesians 3:18

# Fly a Kite