

# KIDZ ROCK PRESCHOOL HOME ACTIVITY

JUNE 20

**Bottom Line:**  
God made me.

**Memory Verse:**  
"I am fearfully and  
wonderfully made."  
PSALM 139:14, NIV



## HEY FAMILIES,

Today's Bible story was about how important you and you and you are to God. God loves you SO much, He sent His Son, Jesus, to be your friend forever! That's a lot of love!

Do you know why you are so important to God? Because God made you! Who made you?" "God made me!"

## PRAY TOGETHER!

"Dear God, it feels good to know that we are SO important to You that You gave us Jesus to be our friend forever. I pray that as (name of child) grows up and begins to wonder if they really are important to anyone that they will remember how very important they are to You. I pray they remember that You love them with the greatest love. We love You, God. In Jesus' name, amen."

# ACTIVITY 1: COUNTING HAIRS

**What You Need:** : “Big Heart Puzzle,” and “Little Heart Puzzle”

**What You Do:**

Make one copy of “Big Heart Puzzle” on light pink cardstock for yourself. Cut the puzzle pieces apart. Cut “Little Heart Puzzle” pieces apart and give them to the kids. Invite them to sit in front of you. Review the Bible story as you put the pieces of your big heart puzzle together. Encourage the children to follow your lead and put their “Little Heart Puzzle” together.

**What You Say:**

“Let’s put our puzzles together at the same time while we talk about today’s Bible story. Look for this piece. (Hold up the GOD piece.) It has the letters G-O-D on it. G-O-D spells God! Our story was about how much God loves you and ME! Now, look for this piece. (Hold up the ME piece.) It has the letters M-E on it. M-E spells me! Put the ME piece by the GOD piece. There! All we need now is the last piece of our puzzle. Look for this piece. (Hold up the JESUS piece.) This is Jesus! God loves you and me so much that He gave us Jesus to be our friend forever. Put the Jesus piece with your puzzle. What shape does your puzzle make? (Pause.) Yes! It makes a heart! You can take your puzzle home and put it together with your family. Then, you can tell them God loves them so much that He gave them Jesus to be their friend forever! God made you, and that makes you very, very special to Him. So when I ask, ‘Who made you?’, I want you to say, ‘God made me!’ **Who made you? God made me!**”


# BIG PUZZLE PIECES

---



**GOD**

# BIG PUZZLE PIECES (2/3)



# BIG PUZZLE PIECES (3/3)

---



**ME**

# LITTLE PUZZLE PIECES

**GOD**

**ME**



**ME**

**GOD**



## ACTIVITY 2: LOVE WALK

**What You Need:** : “Things God Made” Activity Pages, cardstock, floor tape, and a music player

**What You Do:**

Copy the “Things God Made” Activity Pages onto cardstock. Lay the Activity Pages on the floor in a circle to create a path. Secure them to the floor with tape. Encourage the children to walk along the path of pages as you play music. Stop the music sporadically. When the music stops, the children standing on the heart pages will say, “I am so important that God sent Jesus!”


**What You Say:**

“God LOVES you so much that He sent Jesus! I’m so glad to know that God made me and that God loves me. Who made you? God made me. Yes, He did!”



CHEESE


# THINGS GOD MADE (1/5)






# THINGS GOD MADE (2/5)

---




# THINGS GOD MADE (3/5)

---




# THINGS GOD MADE (4/5)

---



# THINGS GOD MADE (5/5)

---





**JUNE 2021**  
Memory Verse Motions



"I am



fearfully



and wonderfully



made."



Psalm 139:14

