

KIDZ ROCK PRESCHOOL HOME ACTIVITY

AUGUST 8

Bottom Line:

I can trust God.

PRESS ▶ PLAY

Memory Verse:

“Trust in the Lord
with all your heart.”

PROVERBS 3:5, NIV

HEY FAMILIES,

God is amazing! Shadrach, Meshach, and Abednego trusted that God was with them, and we can trust that God is with us, too! I can trust God, and you can trust God! Who can trust God? I can trust God. Today, we'll make a list of places we go. It can be your grandparents' house, your favorite place to eat, dance lessons, preschool, the store . . . anywhere in the world! So think about it.

PRAY TOGETHER!

“Dear God, thank You for always being with us. Thank You for being with us when we go to . . . (read the list the children made.) We know we can trust You with all our hearts because You love us so much. In Jesus' name, amen.”

PROVERBS 3:5, NIV

ACTIVITY 1: GOD WAS THERE!

What You Need: “The King’s Maze” Activity Page, paper, crayons, and markers

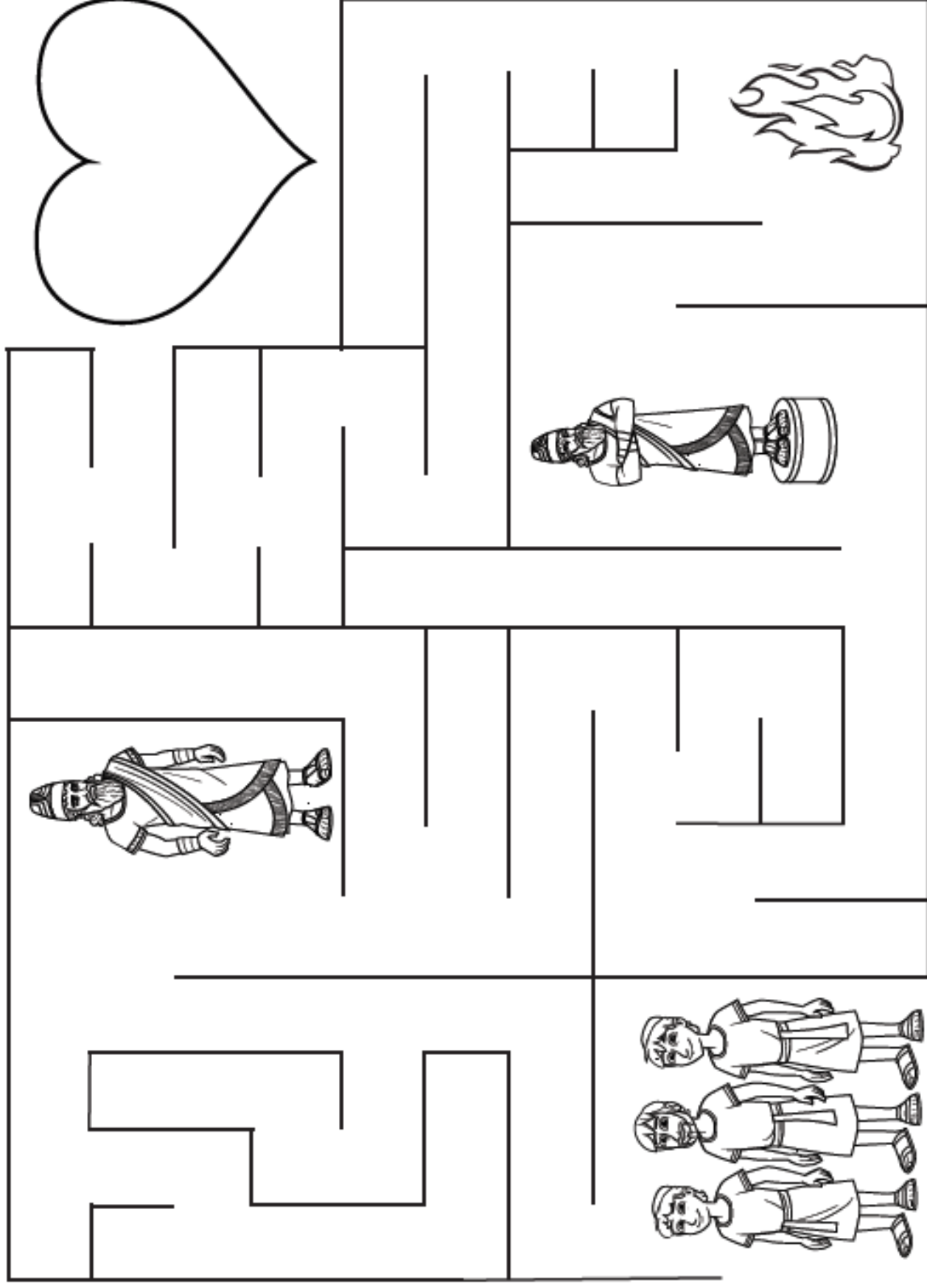
What You Do:

Guide the children through “The King’s Maze” as you review the Bible story. Show the children how to use a marker or crayon to draw a line from Shadrach, Meshach, and Abednego all the way to the heart. Encourage them to color the pictures after you review the story. Talk about how God was always with Shadrach, Meshach, and Abednego, no matter where they went.

What You Say:

“Look! We helped Shadrach, Meshach, and Abednego get through the king’s maze! Way to go! And the best part is, God was always with Shadrach, Meshach, and Abednego because He loved them. Now you can color all of the pictures.”

AFTER THE ACTIVITY: “We can trust God because He loves us and is always with us. That’s why when I ask, ‘Who can trust God?’, I want you to say, ‘I can trust God!’ Here we go! Who can trust God? I can trust God! Yay! I can trust God!”



I can trust God.

Shadrach, Meshach, Abednego • Daniel 3:1-28

ACTIVITY 2: GOD IS WITH ME

What You Need: : Plush animals, "Places You Go" Activity Pages,

What You Do:

Copy "Places You Go" Activity Pages on cardstock. Tape the activity pages on the walls around your activity area. Set the plush animals in the center of your activity area. Let the children select a plush animal. Talk about all the places you go during the week. Name each of the places as you encourage the children to "travel" to each picture with their plush animal. Have the children return to the center of the activity area before traveling to the next picture.

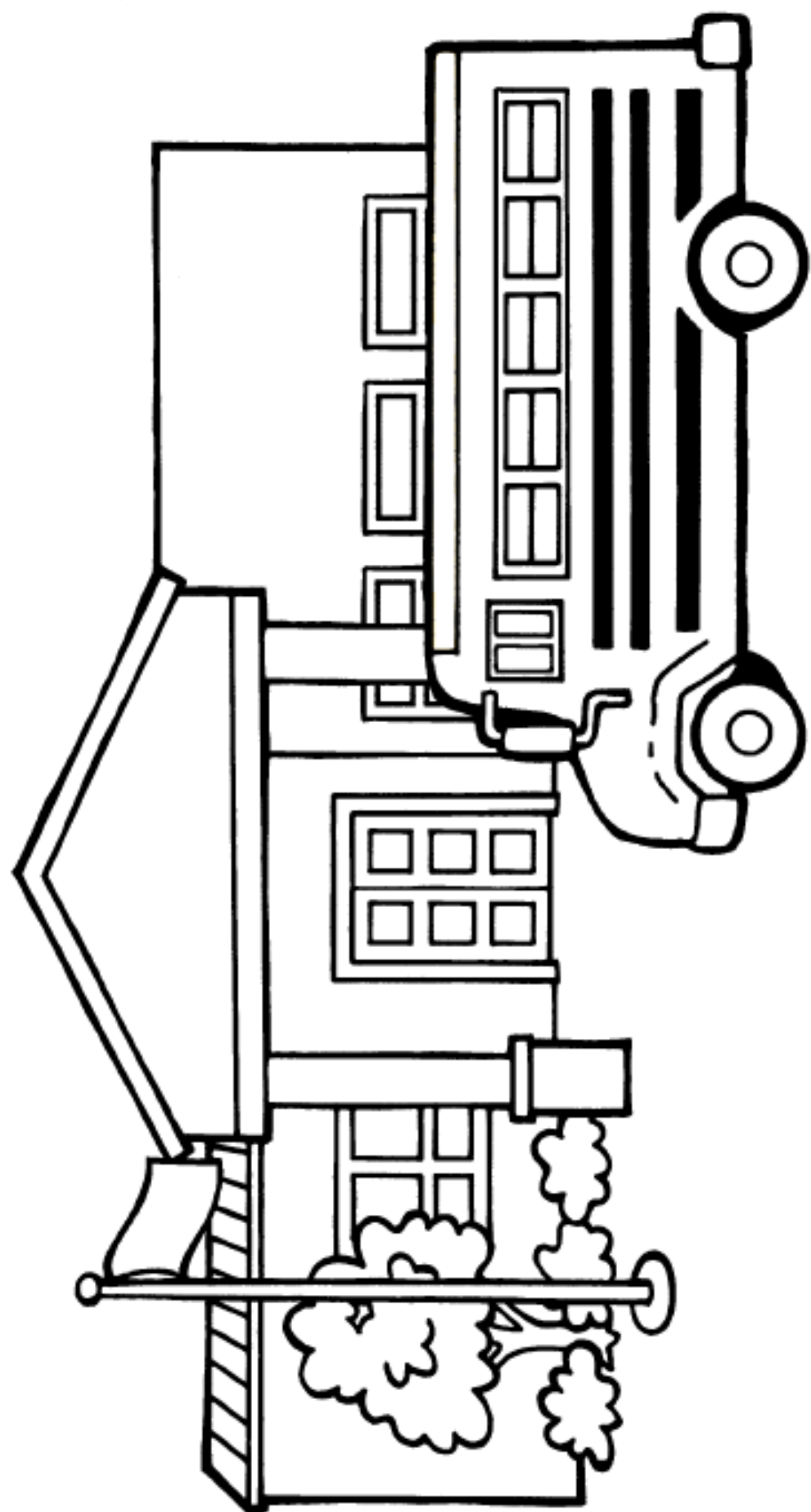
What You Say:

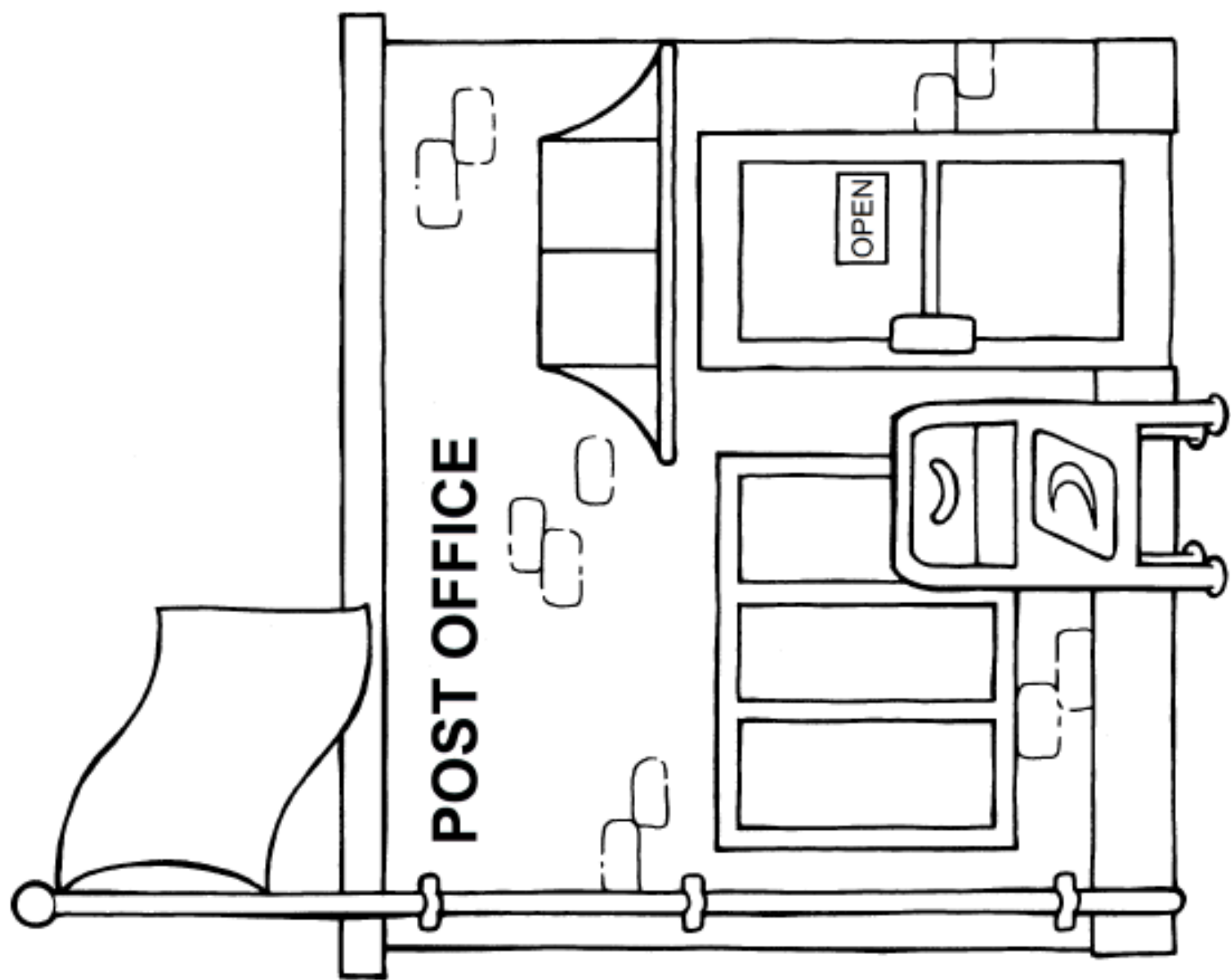
"That was fun! Every time you traveled to one of these places, you carried what? (Pause.) Yes, your plush animal! Your plush animal was with you everywhere you went. Did you know that God is with you wherever you go? It's true! I'm so glad to know that I can trust God because He is always with me. Tell me, who can trust God? I can trust God."

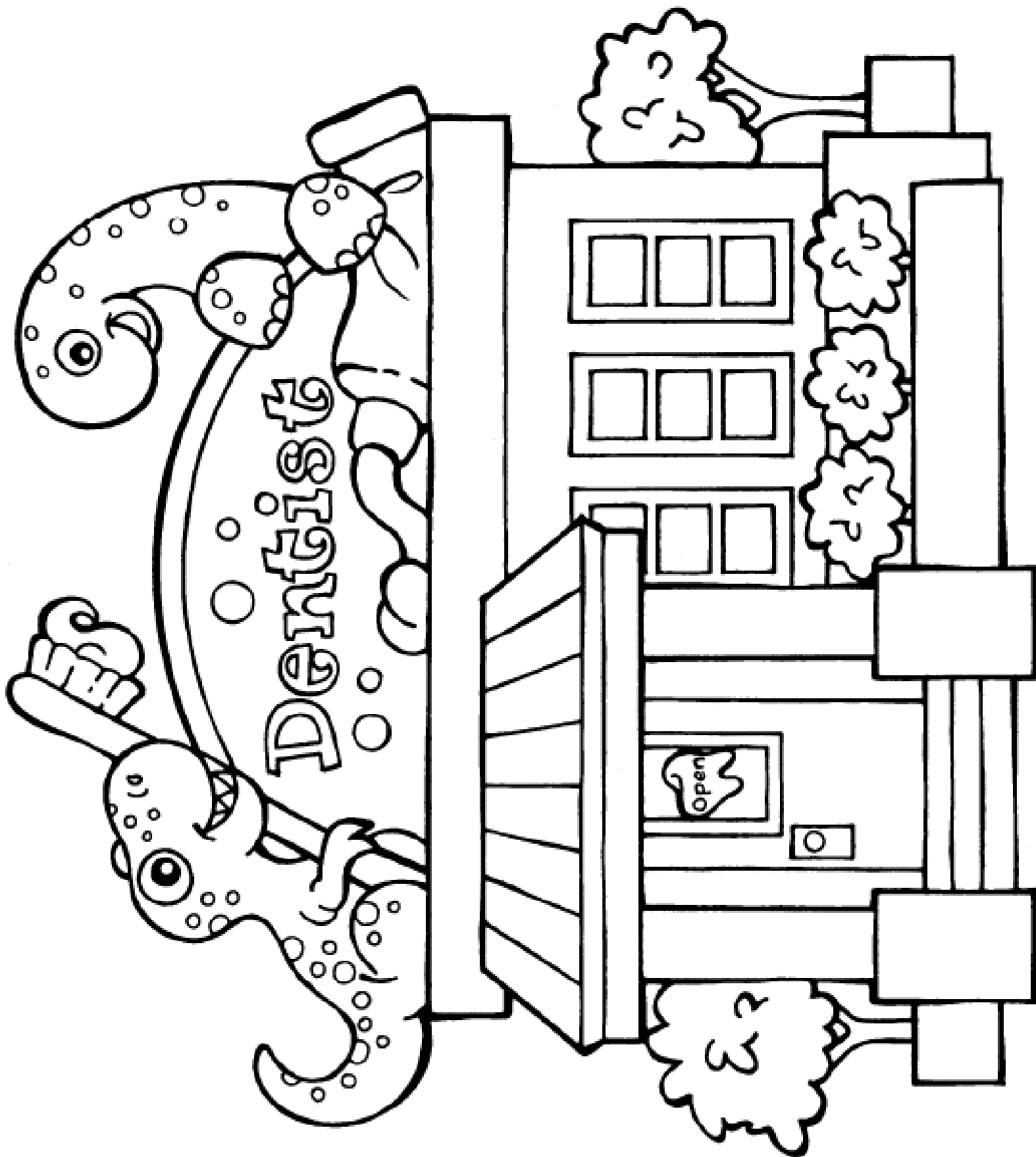
Memory Verse:


**"Trust in the Lord
with all your heart."**

PROVERBS 3:5, NIV









AUGUST 2021

Memory Verse Motions



"Trust in the Lord



with all



your heart."



Proverbs 3:5

PRESS ▶ PLAY